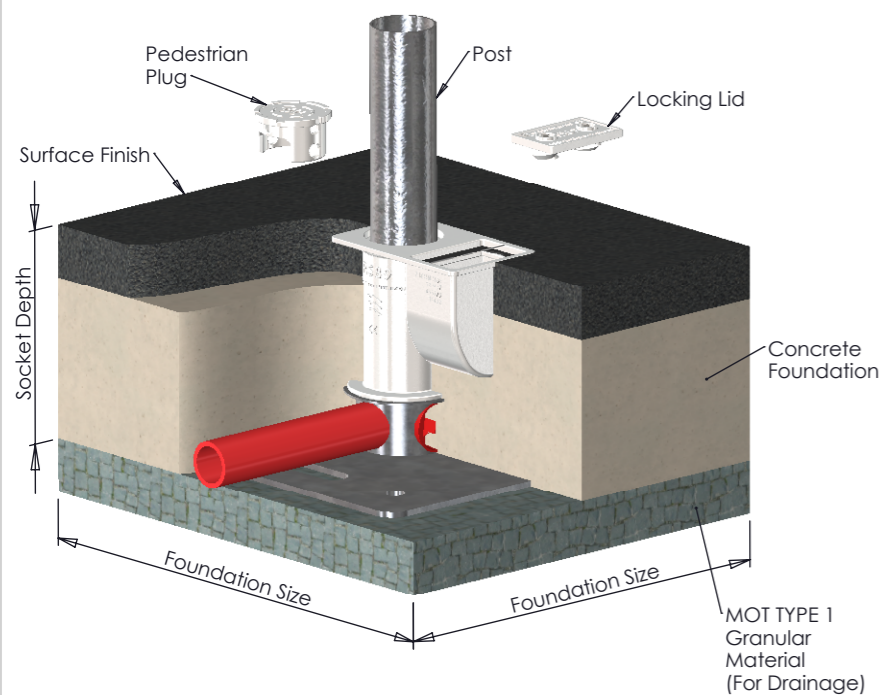
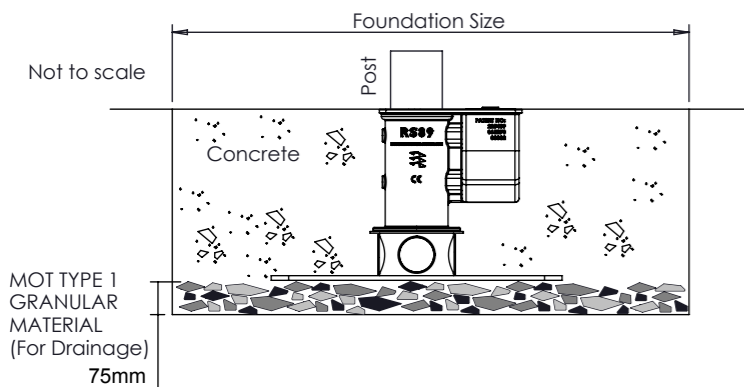



## RS89 BD Foundation Sizing



### Foundation Detail



### Dimensions



### INSTALLATION GUIDELINES FOR THE RS SOCKET

The RS89 Socket should be set into concrete generally in accordance with International Standards or good Codes of Practice for the installation of posts.

1. Prepare hole at least 75mm deeper than the overall height of the RS socket.
2. Compact at least 75mm of MOT type 1 granular material in base of hole.
3. Position RS Socket in centre of hole. Connect ducting from remote chamber to a cable entry port at the base of the socket. Leave draw cord in base of Socket.
4. Remove locking lid and pedestrian plate.
5. Install a levelling post (stump pole) in the RS Socket, fasten the locking set-screws and replace the locking chamber lid.
6. Surround with the required amount of concrete (ST4 mix or stronger) See foundation sizes below. Use stump pole to achieve a vertical level.
7. Once vertical level is achieved, compact concrete.
8. Once concrete has been compacted and has begun to cure, carefully remove stump pole and lock the pedestrian plug in place.
9. Replace the locking chamber lid and secure in position. Finish footway with required surface when concrete has cured.

For more detailed foundation sizing on specific site conditions contact your supplier.

Note: Detailed instructions supplied with Socket.

All rights reserved. Neither whole nor part of this publication may be copied without the written permission of the publishers. Measurements and weights are approx. The designs are the property of Innovative Products Ltd (IPL group) and may not be reproduced without express permission. Innovative Products' policy is one of continual improvement. We reserve the right to amend specifications or to withdraw models without prior notice.

Foundation Size			
RS Socket Size	Post Height		
	1m	3.4m	6m
RS89x300	600 x 600 (mm)	1000 x 1000 (mm)	1300 x 1300 (mm)

Note: All foundation sizes require 1 layer of A393 reinforcement.

Foundation sizes shown here are based on loadings calculated using EN40-3-1:2000 and are guidelines only. For more detailed foundation sizing on specific site conditions contact your supplier.

### International Information

The RETENTION SYSTEM and RS sockets are patented trademark products. For further advice on RS sockets and accessories, please contact your supplier. For international information and enquiries please see the website.

[www.retention-system.com](http://www.retention-system.com)

SCALE	DRAWN	DATE	CHK'D	DATE	SHEET	DRAWING NAME
1:15	SMCG	08/04/2010			1 OF 1	RS89 BD Foundation sizing
DRAWING NUMBER						PART NAME
11.10.04.11.02						RS89 BD Foundation sizing
REVISION	DATE	BY	DESCRIPTION			